



# SILHOUETTE GUIDE

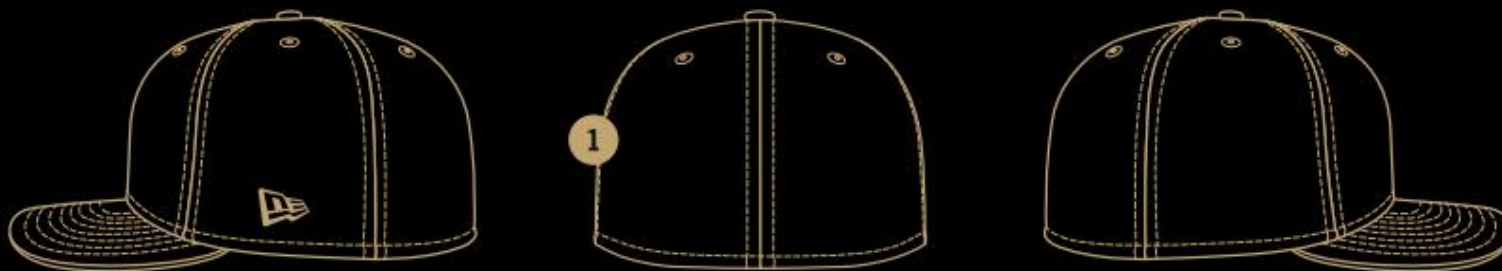
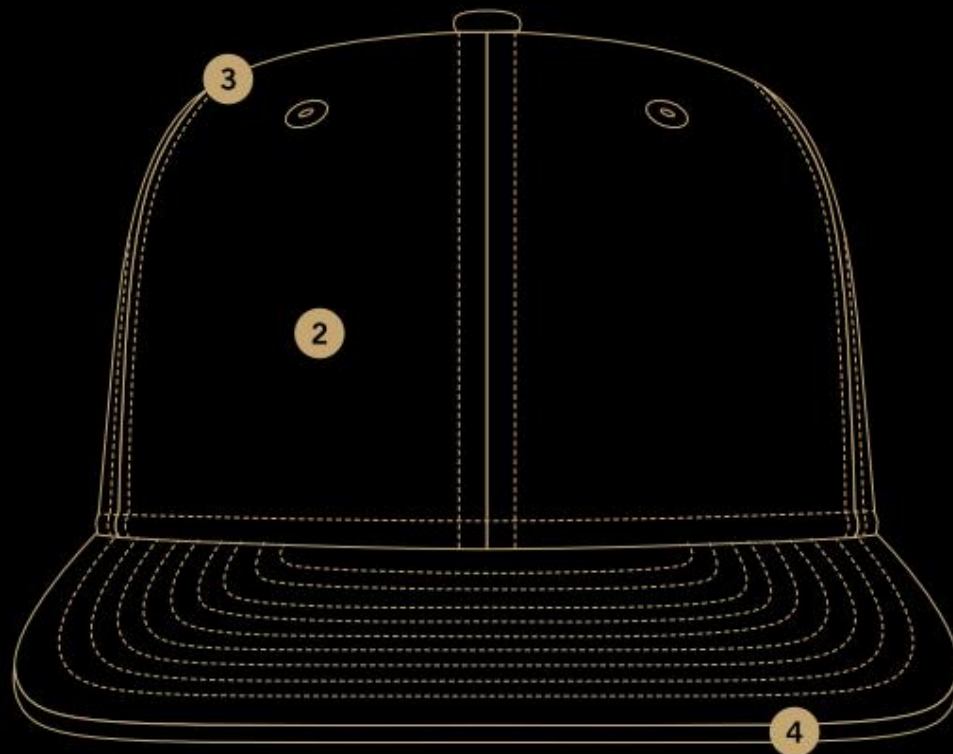
# 59FIFTY®

The New Era 59FIFTY® is the originator of the true fitted. It is New Era's flagship style and an icon in sport and street culture. It is worn on the field of play by athletes worldwide. This style is available in Men's and Kid's sizing.



## KEY ELEMENTS:

- 1 TRUE FITTED**  
Closed back style available in true fitted sizing.
- 2 STRUCTURED CAP**  
Front panel structure for stability and classic cap shape.
- 3 FULL CROWN**  
Tall and broad profile of the original fitted cap.
- 4 FLAT VISOR**  
Designed to be flat, but can curve as desired.



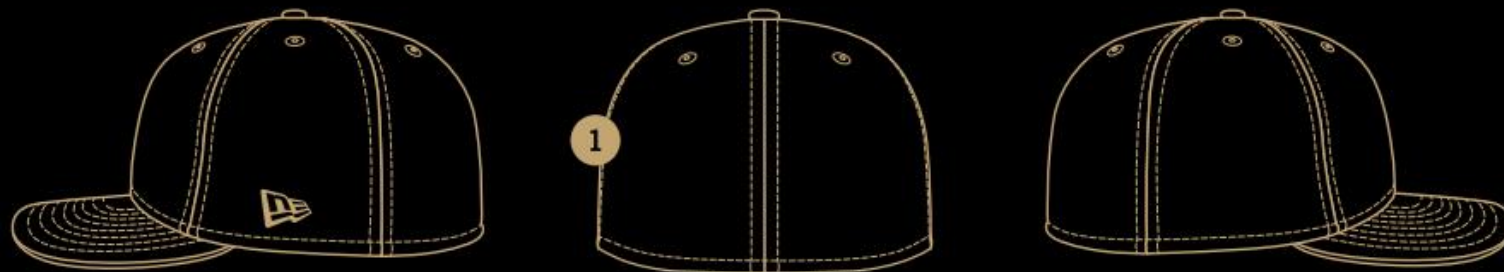
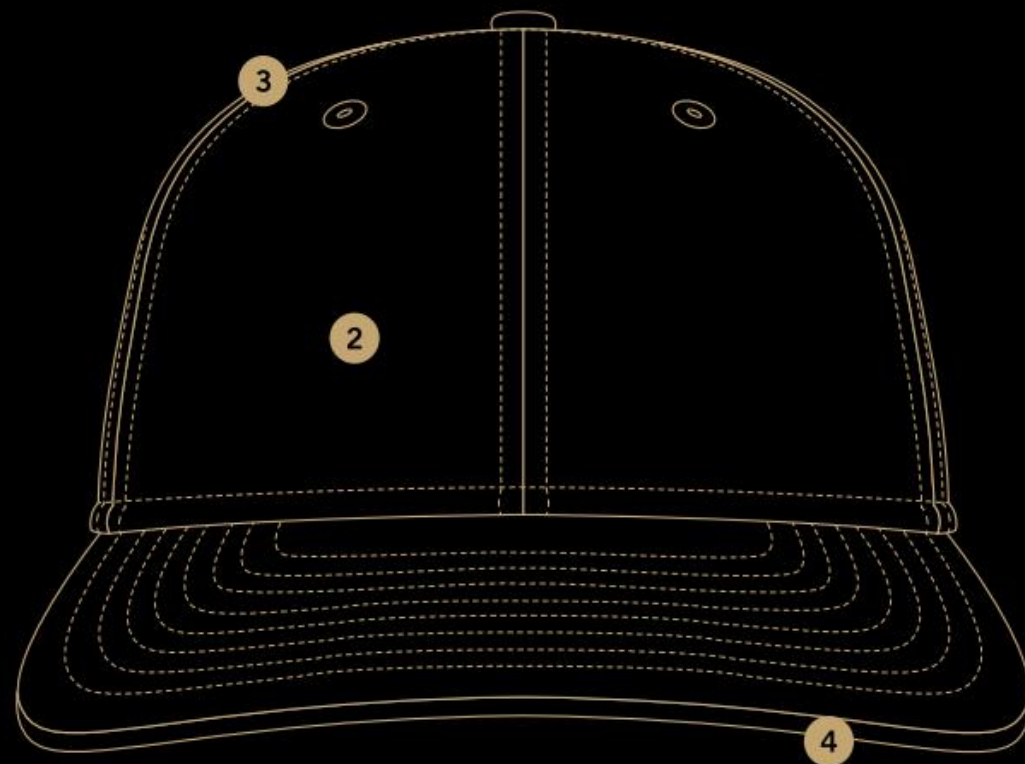
# LOW PROFILE 59FIFTY®

The New Era Low Profile 59FIFTY® is the counterpart to the traditional 59FIFTY®. It is a true fitted style and is worn on the field of play by athletes worldwide. The Low Profile 59FIFTY® is available in Men's, Women's and Kid's sizing.



## KEY ELEMENTS:

- 1 TRUE FITTED**  
Closed back style available in true fitted sizing.
- 2 STRUCTURED CAP**  
Front panel structure for stability and classic cap shape.
- 3 CONTOURED CROWN**  
Rounded profile creating a streamlined look from front to back.
- 4 FLAT VISOR**  
Designed to be flat, but can curve as desired.



CM  IN

CIRCONFERENZA	TAGLIE DEI CAPELLINI FITTED
51.5	6 <sup>3</sup> / <sub>8</sub>
52	6 <sup>1</sup> / <sub>2</sub>
53.9	6 <sup>3</sup> / <sub>4</sub>
54.9	6 <sup>7</sup> / <sub>8</sub>
55.8	7
56.8	7 <sup>1</sup> / <sub>8</sub>
57.7	7 <sup>1</sup> / <sub>4</sub>
58.7	7 <sup>3</sup> / <sub>8</sub>
59.6	7 <sup>1</sup> / <sub>2</sub>
60.6	7 <sup>5</sup> / <sub>8</sub>
61.5	7 <sup>3</sup> / <sub>4</sub>
62.5	7 <sup>7</sup> / <sub>8</sub>
63.5	8
64.5	8 <sup>1</sup> / <sub>8</sub>

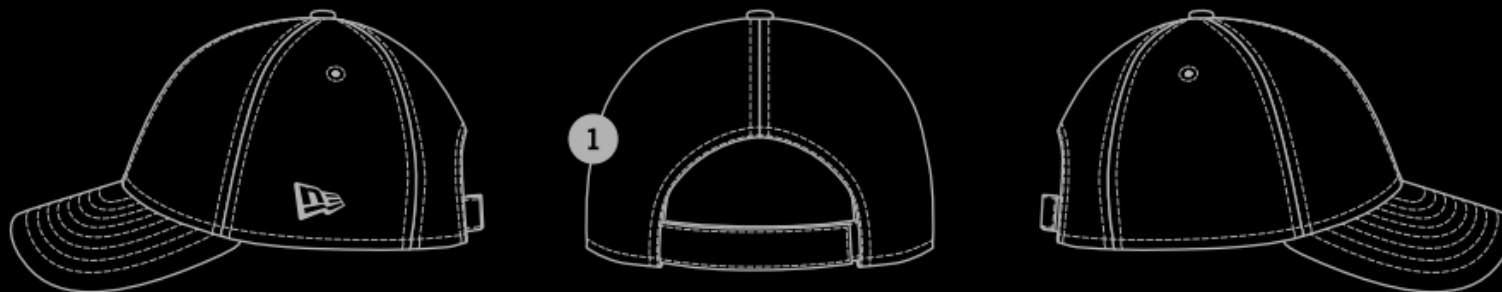
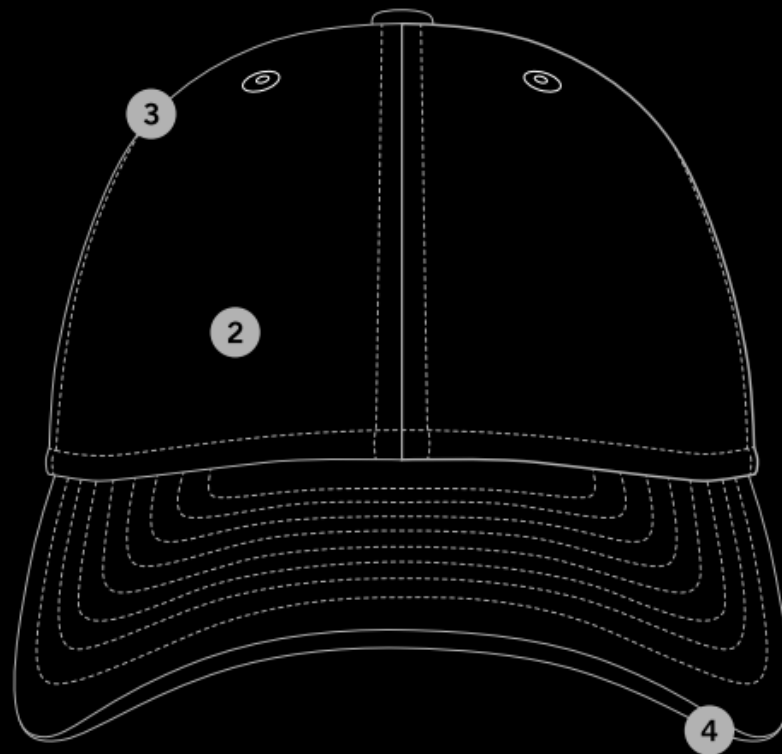
# 9FORTY®

The 9FORTY® is our core adjustable style available in men's and kid's sizing. It is the counterpart to the 39THIRTY® but comes in one size fits most sizing and can have a variety of different closure types.



## KEY ELEMENTS:

- 1 ADJUSTABLE**  
Open back style with adjustable closure.
- 2 STRUCTURED CAP**  
Front panel structure for stability and classic cap shape.
- 3 CONTOURED CROWN**  
Rounded profile creating a streamlined look from front to back.
- 4 FULL CURVED VISOR**  
Ready to wear, no "break-in" needed.



**CM** IN

CIRCONFERENZA	CAP SIZE
55.8	ONE SIZE FITS MOST
56.8	
57.7	
58.7	
59.6	
60.6	
61.5	

# 9FIFTY®

The New Era 9FIFTY® is our classic snapback style available in Men's and Kid's sizing. The shape mimics that of the 59FIFTY®, but has an open back with a snap or strap closure.



## KEY ELEMENTS:

### 1 SNAPBACK OR STRAPBACK

Open back style with adjustable snapback or strapback closure.

### 2 STRUCTURED CAP

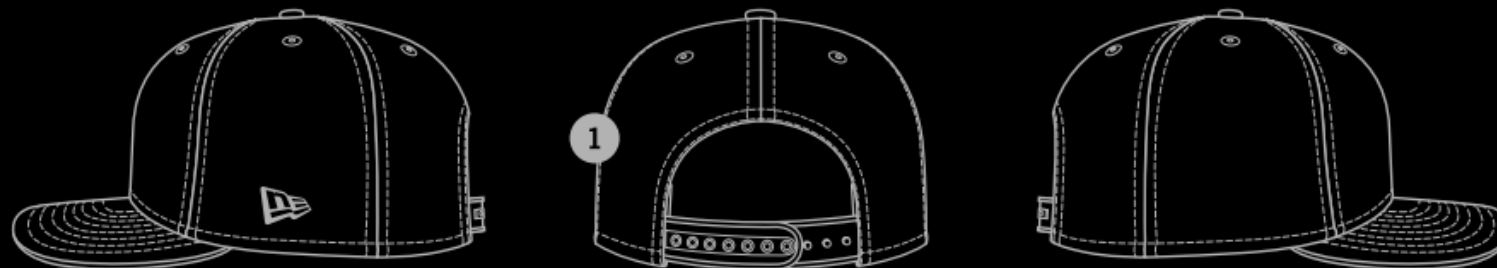
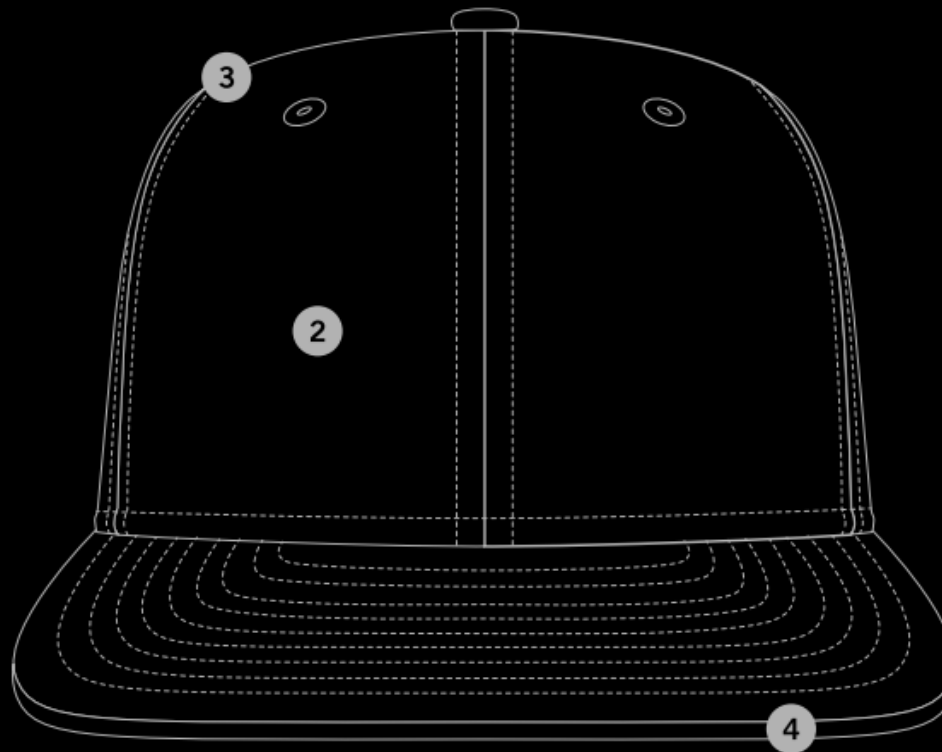
Front panel structure for stability and classic cap shape.

### 3 FULL CROWN

Tall and broad profile to mimic our fitted 59FIFTY®.

### 4 FLAT VISOR

Designed to be flat, but can curve as desired.



CM IN

CIRCONFERENZA	S - M	M - L	ONE SIZE FITS MOST
54.9	■		■
55.8			
56.8			
57.7			
58.7		■	
59.6			
60.6			
61.5			
62.5		■	
63.5			



# ORIGINAL FIT 9FIFTY®

Our Original Fit 9FIFTY® is our retro snapback style available in men's and kid's sizing. The Original Fit has a squared off visor and tapered back opening for a true retro look.



## KEY ELEMENTS:

### 1 SNAPBACK OR STRAPBACK

Tapered open back style with adjustable snap or strap closure.

### 2 STRUCTURED CAP

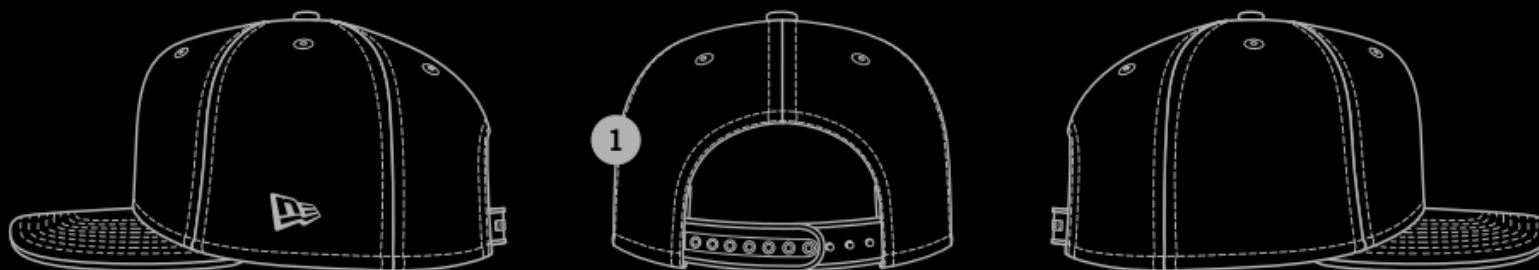
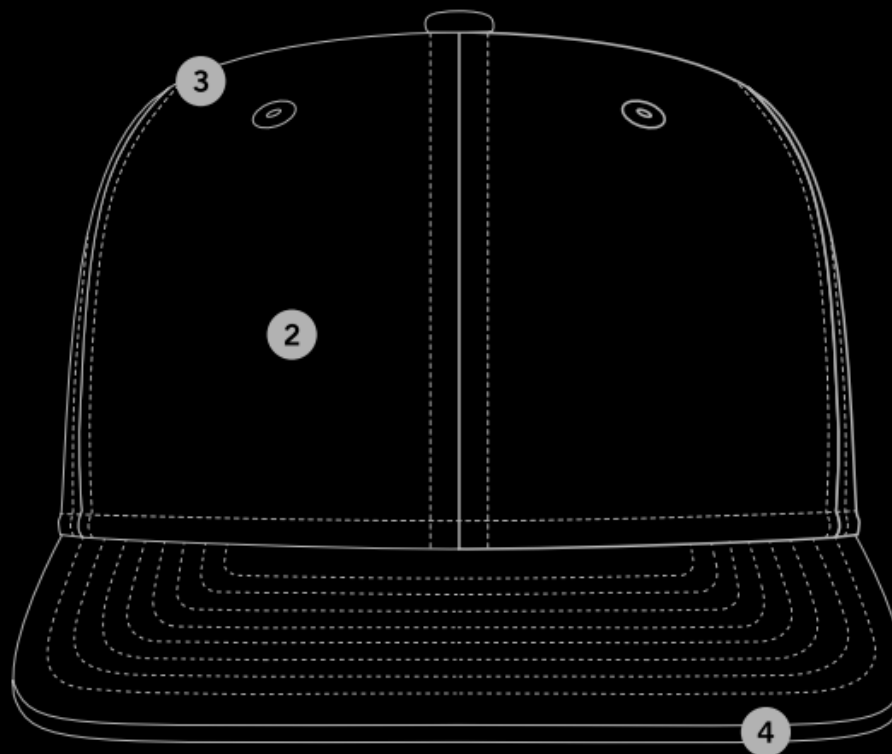
Front panel structure for stability and classic cap shape.

### 3 FULL CROWN

Tall and angled profile for an authentic retro look.

### 4 SQUARED FLAT VISOR

Squared-edge flat visor with an old school feel.



# 9FIFTY ORIGINAL FIT



CM IN

CIRCONFERENZA	S - M	M - L
54.9	[Shaded Area]	[Shaded Area]
55.8		
56.8		
57.7		
58.7		
59.6		
60.6		
61.5		

# 9FIFTY<sup>®</sup>

## STRETCH-SNAP

The Stretch Snap 9FIFTY<sup>®</sup> combines our classic snapback with the stretch fabric of the 39THIRTY<sup>®</sup> for a precise and comfortable fit for all head shapes.



### KEY ELEMENTS:

#### 1 SNAPBACK OR STRAPBACK

Open back style with adjustable snapback or strapback closure.

#### 2 STRUCTURED CAP

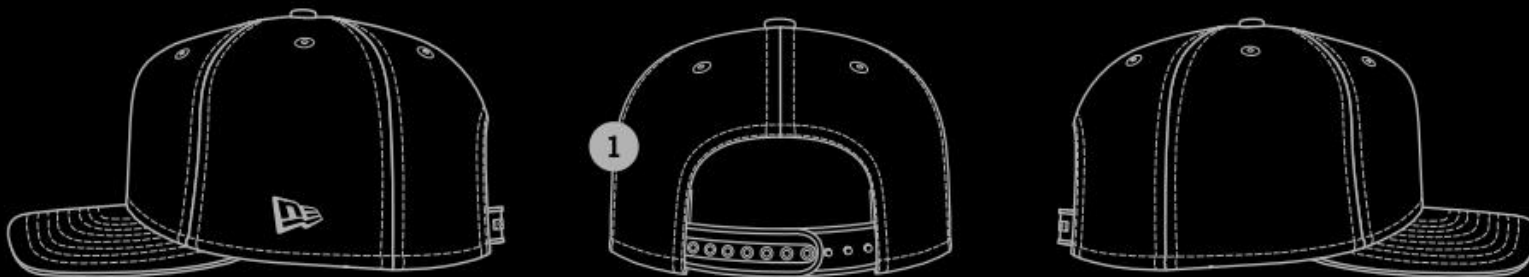
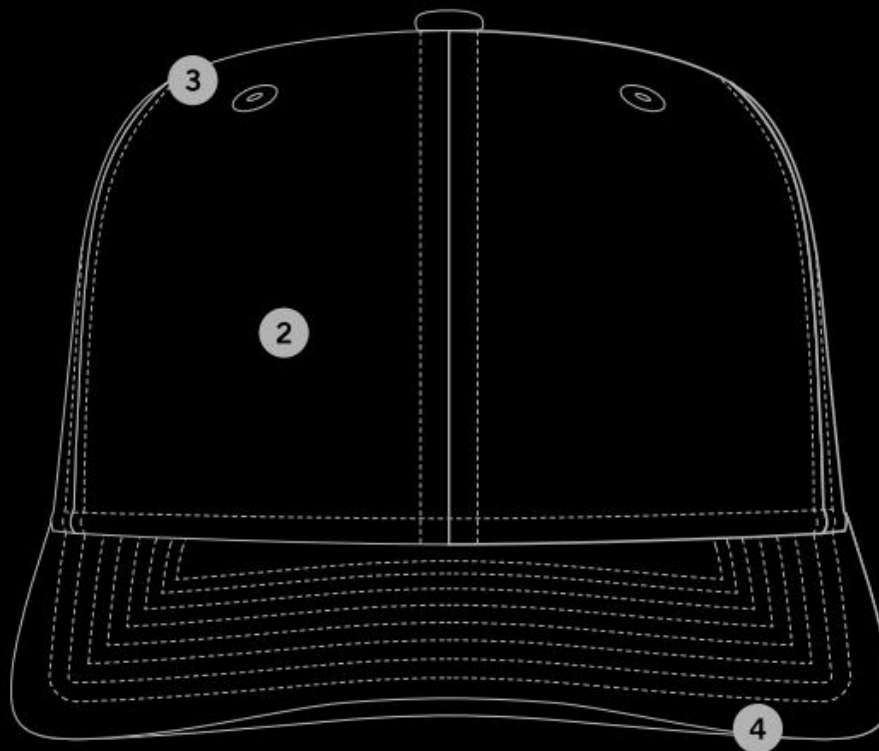
Front panel structure for stability and classic cap shape.

#### 3 STRETCH-FIT

Open back style with stretch sweatband providing ideal fit and comfort.

#### 4 FULL CURVED VISOR

Ready to wear, no "break-in" needed.



# 9FIFTY STRETCH SNAP



CM		IN	
CIRCONFERENZA	S - M	M - L	ONE SIZE FITS MOST
55.8			
56.8			
57.7			
58.7			
59.6			
60.6			
61.5			
62.5			

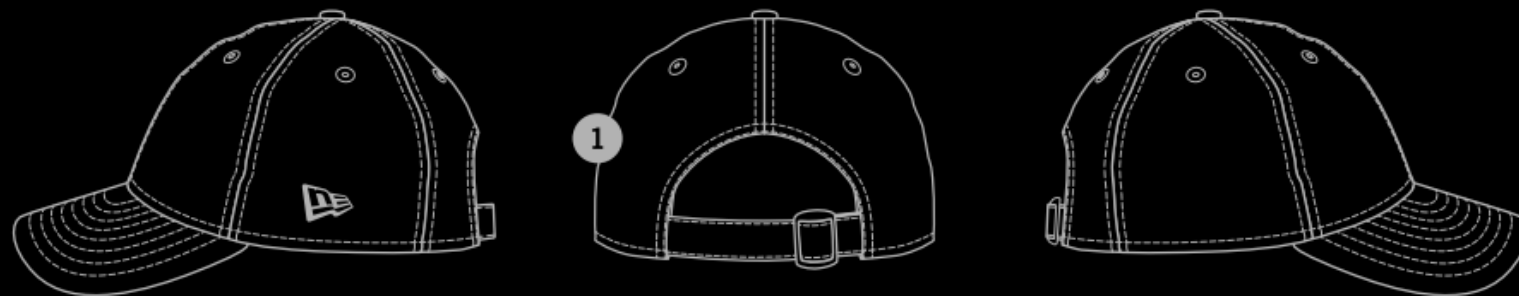
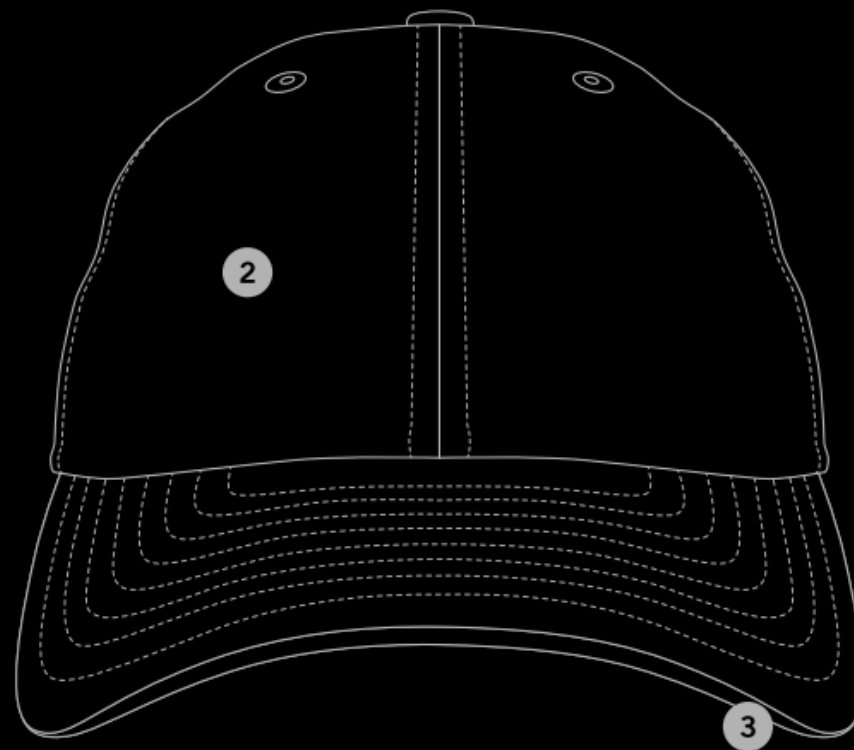
# 9TWENTY®

Our 9TWENTY® is our relaxed fit adjustable style available in men's and kid's sizing. It is a well-worn, comfortable cap that sits low on your head, comes in one size fits most sizing, and can have a variety of different closure types.



## KEY ELEMENTS:

- 1 ADJUSTABLE**  
Open back style with adjustable closure.
- 2 UNSTRUCTURED CAP**  
Relaxed front panels for a casual, well-worn shape.
- 3 FULL CURVED VISOR**  
Ready to wear, no "break-in" needed.



CM  IN

CIRCONFERENZA	TAGLIA
55.8	ONE SIZE FITS MOST
56.8	
57.7	
58.7	
59.6	
60.6	
61.5	

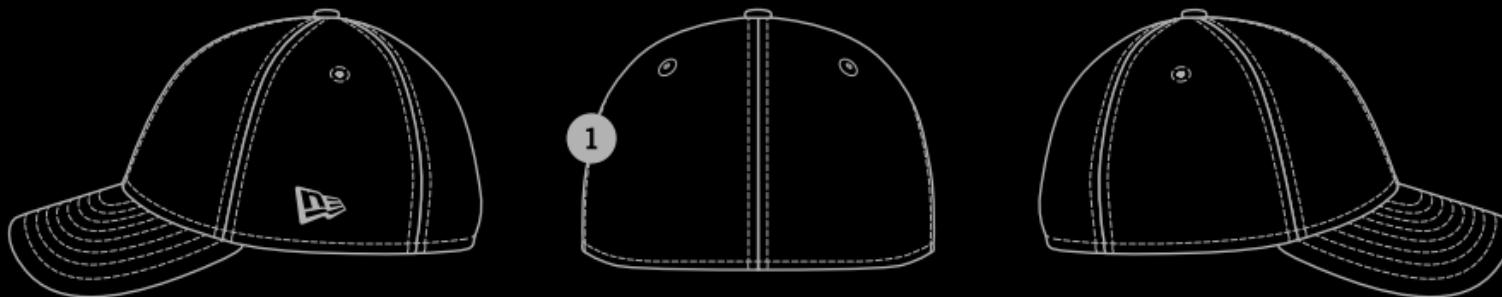
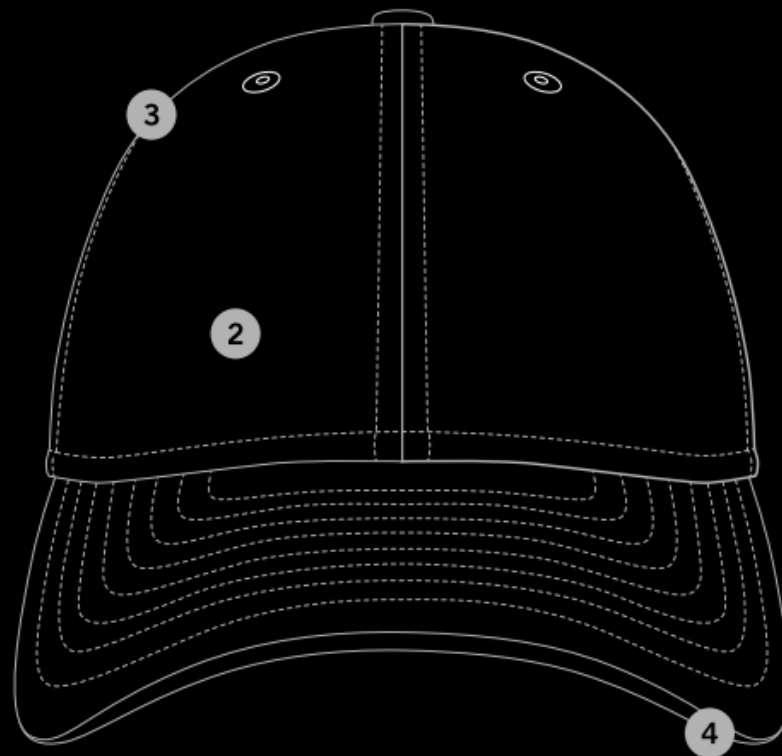
# 39THIRTY®

The 39THIRTY® is our premier stretch-fit style available in a variety of sizes for men's and kid's. The shape and fabrics are engineered specifically for the 39THIRTY® in order to provide the ultimate stretch-fit cap.



## KEY ELEMENTS:

- 1 STRETCH-FIT**  
Closed back style with patented stretch sweatband providing ideal fit and comfort.
- 2 STRUCTURED CAP**  
Front panel structure for stability and classic cap shape.
- 3 CONTOURED CROWN**  
Rounded profile creating a streamlined look from front to back.
- 4 FULL CURVED VISOR**  
Ready to wear, no "break-in" needed.



CM	IN					
		CIRCONFERENZA	XS - S	S - M	M - L	L - XL
		54.9				
		55.8				
		56.8				
		57.7				
		58.7				
		59.6				
		60.6				
		61.5				



# TRUCKER

Our Trucker is one of our most versatile styles thanks to its mesh back panels giving a relaxed off-duty feel. A high crown and adjustable closure ensures it can be adjusted to suit all styles and is available across men's, women's and kids sizes.



## KEY ELEMENTS:

### 1 SNAPBACK OR STRAPBACK

Open back style with adjustable snapback or strapback closure.

### 2 STRUCTURED FRONT

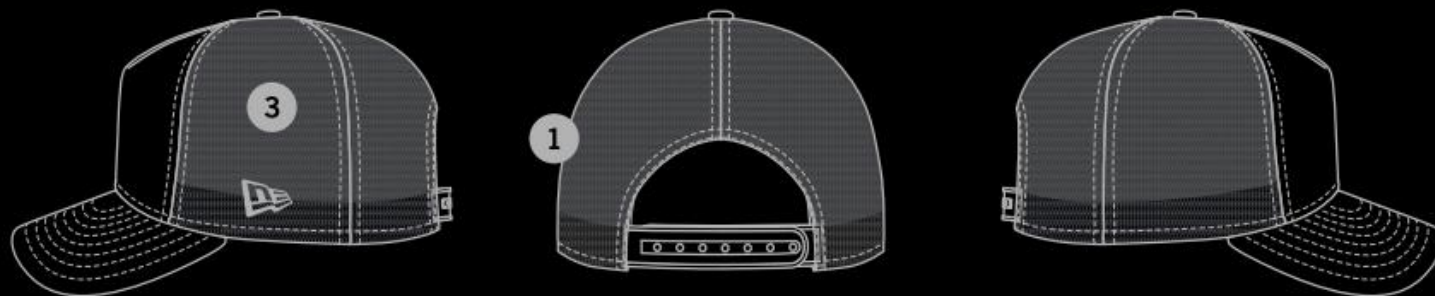

Front panel structure with classic trucker dart to top of crown.

### 3 FABRIC BACKS

Closed back fabric mid and rear panels.

### 4 FULL CURVED VISOR

Ready to wear, no "break-in" needed.



CM  IN

CIRCONFERENZA	TAGLIA
55.8	ONE SIZE FITS MOST
56.8	
57.7	
58.7	
59.6	
60.6	
61.5	



**THANK YOU**